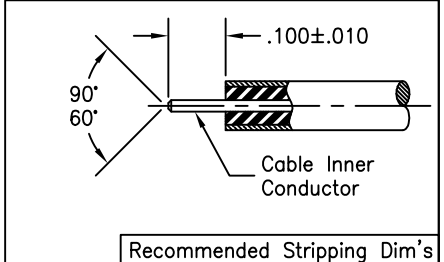
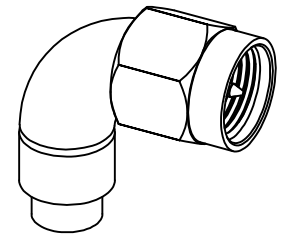
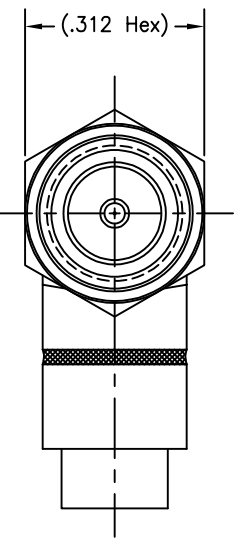
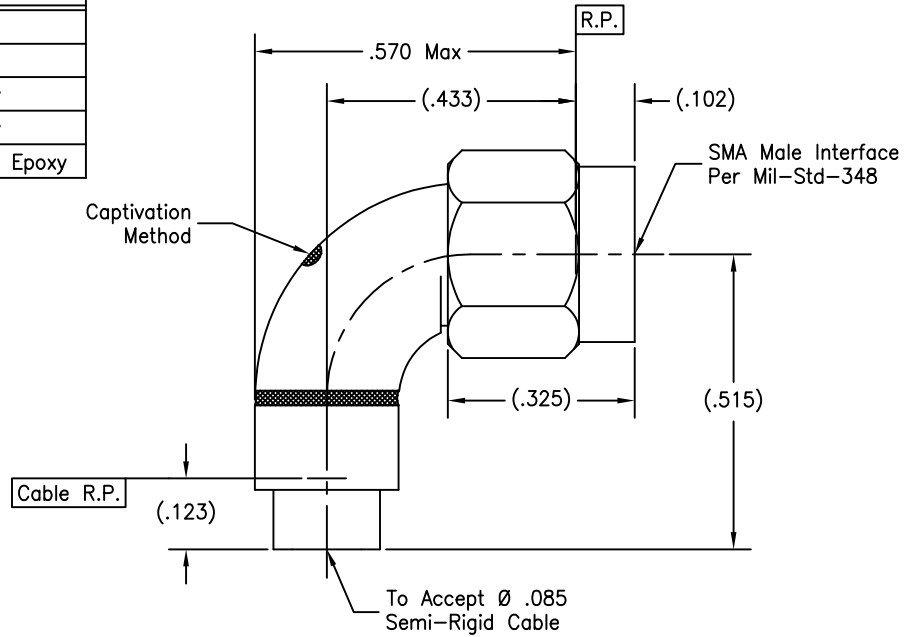


P/N	Captivation Method
BASIC	NONE
SF	NONE
CC	Epoxy only
CCSF	Epoxy only
CCCESF	Conductive Epoxy

REVISIONS			
REV	DESCRIPTION	DATE	BY
E	ECO 33496 (ADD CCESF)	03.14.18	DKN
F	ECO 35865	07.27.2020	DKN
G	ECO 204053 (CHG NAME)	07.27.2020	DKN



MATERIAL(S):
 Body Sub-Assy:
 303 sst per ASTM A582 and 304 sst per SAE AMS 5567.
 Coupling Nut:
 303 sst per ASTM A582.
 Center Conductor:
 BeCu alloy per ASTM B196.
 Retaining Ring:
 BeCu alloy per ASTM B196 or ASTM B197
 Dielectric:
 PTFE per ASTM D1710.
 Gasket:
 Silicone rubber per A-A-59588.
 Epoxy (for CC, CCSF & CCCESF):
 Sigma VF type HV.
 Conductive Epoxy (for CCCESF):
 Eccobond 56C

ELECTRICAL(S):
 Impedance: 50 Ohms nominal.
 Frequency Range: DC to 18.0 GHz.
 VSWR: 1.30:1 max @ 18GHz.
 Insertion Loss: .20 dB max @ 18GHz.
 Working Voltage: 335 Vrms max @ sea level.
 Dielectric Withstanding Voltage: 1,000 Vrms min.
 R.F. HiPot Voltage: 670 Vrms min @ 5MHz.
 Corona Level: 250 Vrms @ 70,000 ft.
 Insulation Resistance: 5,000 MegOhms min.
 R.F. Leakage: -(60 - fGHz) dB min for CC & CCSF.
 -(80 - fGHz) dB min for CCCESF.
 -(90 - fGHz) dB min for BASIC & SF.
 Contact Resistance:
 Initial:
 Center Contact: 3.0 Milliohm max.
 Outer Contact: 2.0 Milliohm max.
 After Environment:
 Center Contact: 4.0 Milliohm max.
 Outer Contact: NA.

MECHANICAL(S):
 Mating Characteristics:
 Interface per Mil-Std-348.
 Force To Engage & Disengage:
 Torque: 2 inch-pounds max.
 Longitudinal Force: NA.
 Connector Durability:
 500 cycles min @ 12 cycles/minute max.
 Permeability: Less than 2.0 mu.
 Center Contact Retention:
 Axial Force: 6 pounds min.
 Coupling Proof Torque:
 15 inch-pounds min.
 7-10 in-pounds where test is performed on mated pairs.
 Coupling Mech. Retention: 60 pounds min.

ENVIRONMENTAL(S):
 Temperature Range:
 -65°C to +125°C (For CC's)
 -65°C to +165°C (For Basic, SF's)
 Thermal Shock:
 Mil-Std-202, Method 107, Test Cond. B.
 Moisture Resistance:
 Mil-Std-202, Method 106, Insulation resistance at least 200 MegOhms within 5 minutes after removal from humidity.
 Corrosion:
 Mil-Std-202, Method 101, Test Cond. B.
 Vibration:
 Mil-Std-202, Method 204, Test Cond. B.
 Shock:
 Mil-Std-202, Method 213, Test Cond. I.

FINISH(ES):
 Coupling Nut:
 (For SF, CCSF & CCCESF): Passivate per ASTM A967 or SAE AMS 2700.
 (For BASIC & CC): Gold plate per ASTM B488, Type II, Code C, Class 0.25, over nickel under plate per SAE-AMS-QQ-N-290, .000015 inch min.
 Body:
 Gold plate per ASTM B488, Type II, Code C, Class 0.25, over nickel under plate per SAE-AMS-QQ-N-290, .000050 inch min.
 Center Conductor:
 Gold plate per ASTM B488, Type II, Code C, Class 1.25, over nickel under plate per SAE-AMS-QQ-N-290, .000050 inch min.

APPLICABLE Amphenol CDI DOCUMENTS		
WORK STD	PROD INST	ASSY INST
NA	NA	AI-106

NOTICE
 THIS DRAWING EMBODIES A CONFIDENTIAL PROPRIETARY DESIGN ORIGINATED BY Amphenol CDI AND ALL DESIGN, MANUFACTURING, RE-PRODUCTION, USE AND SALE RIGHTS REGARDING THE SAME ARE EXPRESSLY RESERVED. IF IT IS SUBMITTED UNDER A CONFIDENTIAL RELATIONSHIP FOR A SPECIFIED PURPOSE AND THE RECIPIENT AGREES BY ACCEPTING THIS DRAWING NOT TO SUPPLY OR DISCLOSE ANY INFORMATION REGARDING IT TO ANY UN-AUTHORIZED PERSON TO INCORPORATE INTO OTHER PROJECTS ANY SPECIAL FEATURE REGULAR TO THIS DESIGN. ALL PATENT RIGHTS HERETO ARE EXPRESSLY RESERVED BY Amphenol CDI, Cerritos, CA 90703

TOLERANCES AND NOTES EXCEPT AS NOTED
 INTERPRET DRAWING PER ASME Y14.5-2018
 DIMENSIONS ARE IN INCHES:
 LINEAR .001 ±.005 ANGULAR ± 1/2°
 FRACTION ± 1/32

- MACHINE FINISH .63/RMS
- BREAK ALL SHARP EDGES .003 MAX.
- MACHINED FILLETS .005 MAX.
- MACHINED SURFACES SQUARE TO RESPECTIVE AXIS WITHIN .005 INCHES PER INCH.
- MACHINED DIAMETERS CONCENTRIC WITHIN .002 T.I.R.
- DIMENSIONS TO BE MET AFTER PLATING.
- CHAMFER ALL THREADS 45°.
- THREADS PER 14-26.
- REMOVE FRAVED EDGES ON TEFLON.
- REMOVE ALL BURRS.

MATERIAL		SPECIFICATION		PROCUREMENT	
APPROVAL INITIALS	DATE	Amphenol CDI		12900 Alondra Blvd. Cerritos, CA 90703	
DRAWN BY HL	01.30.79	TITLE SMA MALE RADIUS R/A TO Ø .085 SEMI-RIGID CABLE			
CHECKED BY PM	07.09.08	SCALE 6:1	DIRECTORY/SUB-DIRECTORY _OUTLINE\	SHEET 1 OF 1	
TEST ENGG		DESIGN ENGG P.MAO	07.09.08	SIZE C	CAGE CODE 30990
QUALITY		MFG ENGG		DRAWING NO. OL_5236-2	REV. G
MFG ENGG		ECO APPRV DNg	07.08.25		